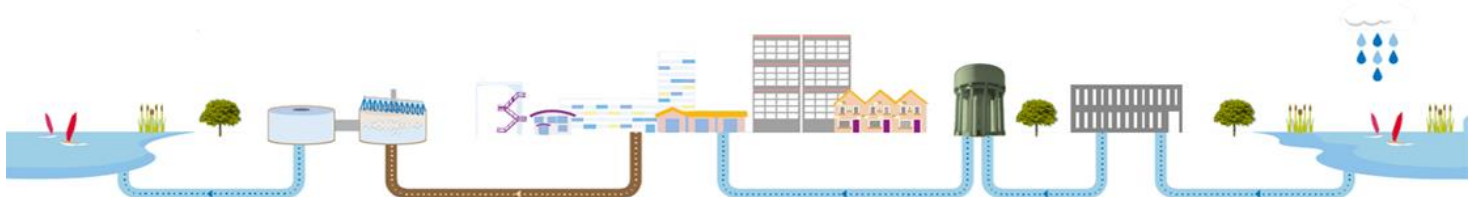
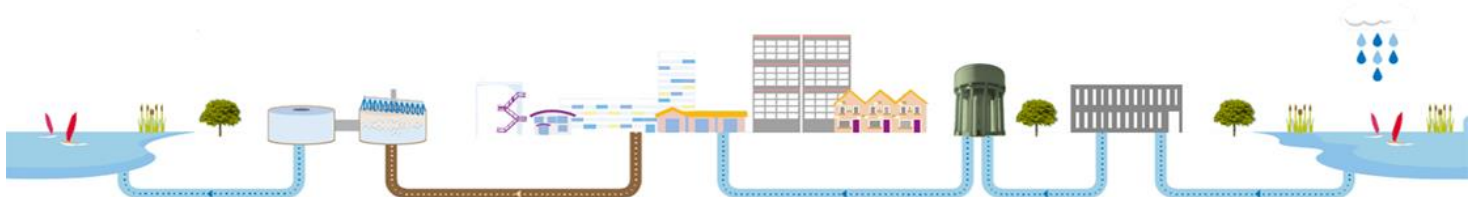


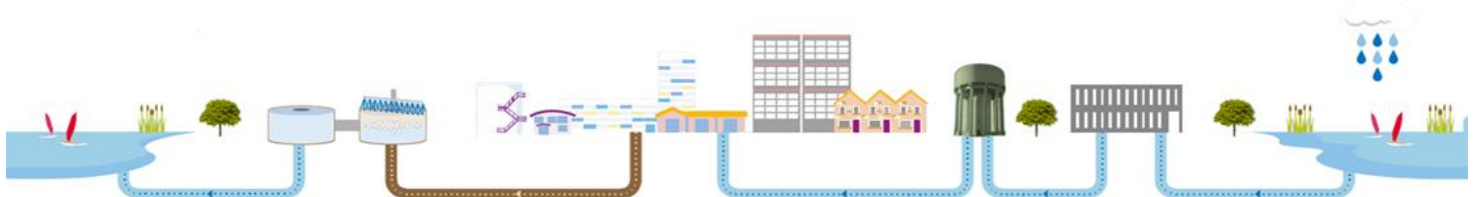
BR	RAILWAY (as in British Rail)
BRI	BRIDGE
BRT	BEAR RIGHT
BTM	BOTTOM
BTWN	BETWEEN
B/B	BOUNDARY BOX
BWF	BARBED WIRE FENCE
C	
CAN	CANAL
CDT	CATTLE DRINKING TROUGH
CEM	CEMETERY
CH	CHURCH
CMN	COMMON
CMPD	COMPOUND
CNR	CORNER
CSR	CUSTOMER SERVICE REPRESENTATIVE
CNTR	CENTRE
CVAN	CARAVAN
D	
DBL	DOUBLE
DOCS	DOCTORS/HEALTH CENTRE
DR	DRIVE
DRV	DROVE
E	
E	EAST
EATS	SERVICES
ENT	ENTRY or ENTRANCE
EST	ESTATE
F	
FG	FIELD GATE
FH	FIRE HYDRANT POST
FL	FLAT
FLD	FIELD
FM	FARM



FNC	FENCE
FNT	FRONT
FOP	FRONT OF PROPERTY
FP	FOOTPATH
FT	FEET
FTR	FACTORY
FWD	FORWARD
G	
GDN	GARDEN
GGE	GARAGE
GH	GREENHOUSE
GP	GATE POST
GRN	GREEN
GRN RD	GREEN ROAD
H	
HG	HAND GATE
HL	HEAVY LID
HMP	PRISON
HOSP	HOSPITAL
HS	HARD SHOULDER
HSE	HOUSE
HSG	HOUSING
I	
IFO	IN FRONT OF
ILW	IN LINE WITH
IN2	INTO
IN-C	IN CELLAR
IND	INDUSTRIAL
INFO	INFORMATION
INL	IN LINE
INS	INSIDE
INSP	INSIDE PREMISES
ISOP	INSIDE OF PROPERTY
J	



JCN	JUNCTION
JNY	JOURNEY
K	
KIT	KITCHEN
L	
L	LEFT
LG	LARGE
LH	LEFT HAND
LIB	LIBRARY
LITES	TRAFFIC LIGHTS
LNE	LANE
LP	LAMP POST
M	
M	METER
MANIF	MANIFOLD PIT
MDW	MEADOW
MKT	MARKET
MOD	ARMY/RAF BARRACKS
MULTI	MULTI METER SITE
MUS	MUSEUM
MWAY	MOTORWAY
MAPR	MAP REFERENCE
N	
N	NORTH
N/A	NO ACCESS
NR	NEAR
NS	NO ACCESS STOCK/CATTLE
NT	NETWORK TECHINICIAN
NXT	NEXT
O	
OD	OVER DYKE
OM	OUTMETER
ON	ON
OPP	OPPOSITE



ORCH	ORCHARD
O/R	OUTREADER
OS	OUTSIDE
OV	ON VERGE
P	
PAV	PAVILION
PB	POST BOX
PED	PEDESTRIAN
PFPS	PUBLIC FOOTPATH TIME
PG	PLAYGROUND
PH	PUBLIC HOUSE
PIT	CHAMBER PIT
PK	PARK
PL	PLOT
PO	POST OFFICE
POL	POLICE
PRD	PARADE
PREMS	PREMISES
PY	ELECTRICITY PYLON
Q	
R	
RBT	ROUND ABOUT
RD	ROAD
REF	REFERENCE
RES	RESERVOIR
REST	RESTAURANT
RH	RIGHT HAND
RIV	RIVER
RND	ROUND
RO	REAR OF
S	
S	SOUTH
SCH	SCHOOL
SHRD	SHARED



SIG BX	SIGNAL BOX
SLOC	SAME LOCATION
SMKT	SUPERMARKET
SML	SMALL
SP	SIGN POST
SPS	SEWERAGE PUMPING STATION
SQ	SQUARE
ST	STREET
STBL	STABLES
STN	STATION
STP	STANDPIPE
STW	SEWERAGE TREATMENT WORKS
T	
T	T JUNCTION
TEL BX	TELEPHONE BOX
TEL EX	TELEPHONE EXCHANGE
TEMP	TEMPORARY
THRU	THROUGH
TL	TURN LEFT
TP	TELEGRAPH POLE
TR	TURN RIGHT
TRK	TRACK
TRN	TURN
TRO	TURN AROUND
TWD	TOWARD
U	
U	UNDER
US	UNDER SINK
V	
V	VERGE
VIL	VILLAGE
W	
W	WEST
WA	WALL



WDOW	WINDOW
WHSE	WAREHOUSE
WKS	WORKS
WO	WASH OUT
WPS	WATER PUMPING STATION
WSHOP	WORKSHOP
WT	WATER TOWER
WTW	WATER TREATMENT WORKS
X	
X	CROSS ROADS
XING	CROSSING
Y	
YDS	YARDS
Z	

